



Your electricity bill

Bill date: June 3, 2024

Summary of what you owe

Amount due on your last bill	\$140.95
Payment made, thank you	-\$140.95
Your balance forward	\$0.00
Your new charges (details on following pages)	
Cost of electricity (includes taxes and fees)	\$186.49
Total amount due	\$186.49
Payment due date	Jun 24, 2024

YOUR ACCOUNT NUMBER:

FOR SERVICE AT:
8322 N 8Th St

Questions?

- Log in to My Account at [aps.com](#)
- Go to [aps.com/help](#) for help
- Stay informed. Visit [aps.com/alerts](#)

Your Monthly Plan Comparison

Based on your energy usage over the past 12 months, you're already on the plan that saved you the most money - Time-of-Use 4pm-7pm Weekdays. Learn more at [aps.com/plans](#).

More predictable bills

Plan ahead with Budget Billing. You'll pay about the same amount every month, even during summer. To learn more about how Budget Billing works or to enroll, visit [aps.com/budgetbilling](#). Or call (602) 371-3694 (metro Phoenix) or (866) 993-1377 (other areas) and say "Budget Billing" when prompted.

Choose the day you pay

With Preferred Due Date, you're in control. You can pick a date to pay your energy bill that works best for your schedule and budget. Learn more or enroll at [aps.com/duedate](#) or by calling us at (602) 371-3663 (metro Phoenix) or (855) 371-3663 (other areas).



Your account number Bill date
June 3, 2024

Mailing address or phone number change?
Check here and fill in the details on the back.

000003200 I=0000000000

8322 N 8TH ST
PHOENIX AZ 85020-3444

When paying in person, please
bring the bottom portion of your bill.

Total amount due: \$ 186.49

Payment due date: Jun 24, 2024

Total amount paid: \$

Pay 24 hours-a-day, 7 days a week

- Visit [aps.com/paybill](#)
- Download our free, mobile app
- Call 602-371-6555 or 866-776-0445

News from APS

Important Bill Update

The Transmission Cost Adjustment (TCA), which appears as the “Federal transmission cost adjustment” on your bill, is increasing for most residential customers effective with their June bill. The Transmission Cost Adjustment allows for timely recovery of costs authorized by the Federal Energy Regulatory Commission related to necessary transmission infrastructure, such as large power lines that move electricity long distances, such as from a power plant to a town's substations. Increases or decreases in these rates occur due to changes in costs, as well as changes in energy and demand consumption.

- The Transmission Cost Adjustment is now a charge of \$0.001060 per kilowatt-hour, an increase of \$0.000690 per kilowatt-hour. For a typical residential customer, that comes out to a monthly increase of \$0.72.
- Typical usage in the above example is based on 1,050 kilowatt-hours used in a month.

To learn more about adjustors and why they change, please visit aps.com/adjustors.

Things you need to know

Have a question, concern or dispute regarding your bill or payment?

- Visit aps.com/contact to email us or chat
- Call 602-371-7171 (metro Phoenix) or 800-253-9405 (other areas)
- Para servicio en español llame 602-371-6861
- Hearing Impaired Dial 711 (AZ Relay)
- Send us a letter: APS, Station 3200, PO Box 53933, Phoenix AZ 85072-3933

Have an electrical emergency? Call:

- 855-688-2437 (metro Phoenix) or 855-688-2437 (other areas) for power outages
- 602-258-5483 (metro Phoenix) or 800-253-9408 (other areas) for other electrical emergencies
- 811 or 800-782-5348 (Blue Stake) before you dig to avoid an electrical emergency

Important billing information:

- Payment is due no later than 21 days from the bill date. If received later than 28 days from the bill date, your account will be delinquent and may be subject to a late payment charge of 1.5% + tax per month. If your power is shut off for nonpayment, you will need to pay the past due amount before service will be turned back on.
- We may require a deposit if an account becomes delinquent with two or more bills, or has been disconnected for nonpayment within a 12-month period. Deposits may also be required for customers with a non-residential service plan who do not meet certain financial conditions (as determined by APS using a credit scoring worksheet).
- One-time waiver
If you're on the Fixed Energy Charge Plan and your average monthly usage increases over time causing you to be moved to a higher tier you can contact us for a one-time waiver to keep your lower tier. See APS contact information above.

Electricity regulations and rates are approved by:

Arizona Corporation Commission
1200 W Washington Street, Phoenix, AZ 85007
602-542-4251 or 800-222-7000 (toll free in-state only)
azcc.gov

Mailing address or phone number change

First name, middle name, last name		
Address (number, street name)		
City	State	Zip + 4
Home phone		Business phone
()		()



PO BOX 37812
BOONE IA 50037-0812



Charges for electricity services

Cost of electricity you used

Customer account charge	\$2.50
On-peak delivery service charge	\$5.79
Off-peak delivery service charge	\$21.79
Environmental benefits surcharge	\$4.74
System benefits charge	\$2.87
Power supply adjustment*	\$9.52
Metering*	\$6.88
Meter reading*	\$2.50
Billing*	\$2.78
Generation of electricity on-peak*	\$49.21
Generation of electricity off-peak*	\$46.59
Federal transmission and ancillary services*	\$8.72
Federal transmission cost adjustment*	\$0.84
Court resolution surcharge	\$1.18
LFCR adjustor	\$1.43
Cost of electricity you used	\$167.34

Taxes and fees

Regulatory assessment	\$0.40
State sales tax	\$9.58
County sales tax	\$1.20
City sales tax	\$4.62
Franchise fee	\$3.35
Cost of electricity with taxes and fees	\$186.49

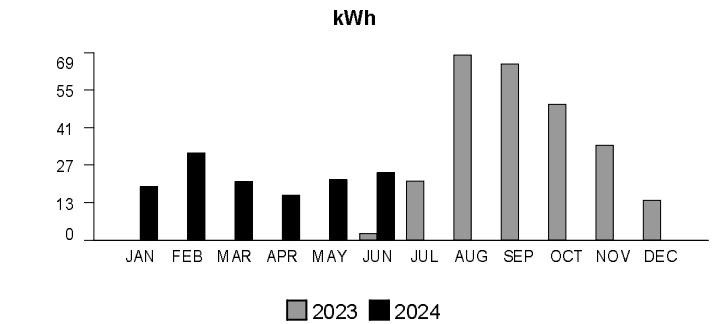
Total charges for electricity services \$186.49

* These services are currently provided by APS but may be provided by a competitive supplier.

Amount of electricity you used

Meter reading on Jun 3	36937
Meter reading on May 2	36142
Total electricity you used, in kWh	795
On-peak meter reading on Jun 3	6321
On-peak meter reading on May 2	6154
On-peak electricity you used, in kWh (4 pm - 7 pm Monday - Friday)	167
Off-peak electricity you used, in kWh (All other hours and certain holidays)	628

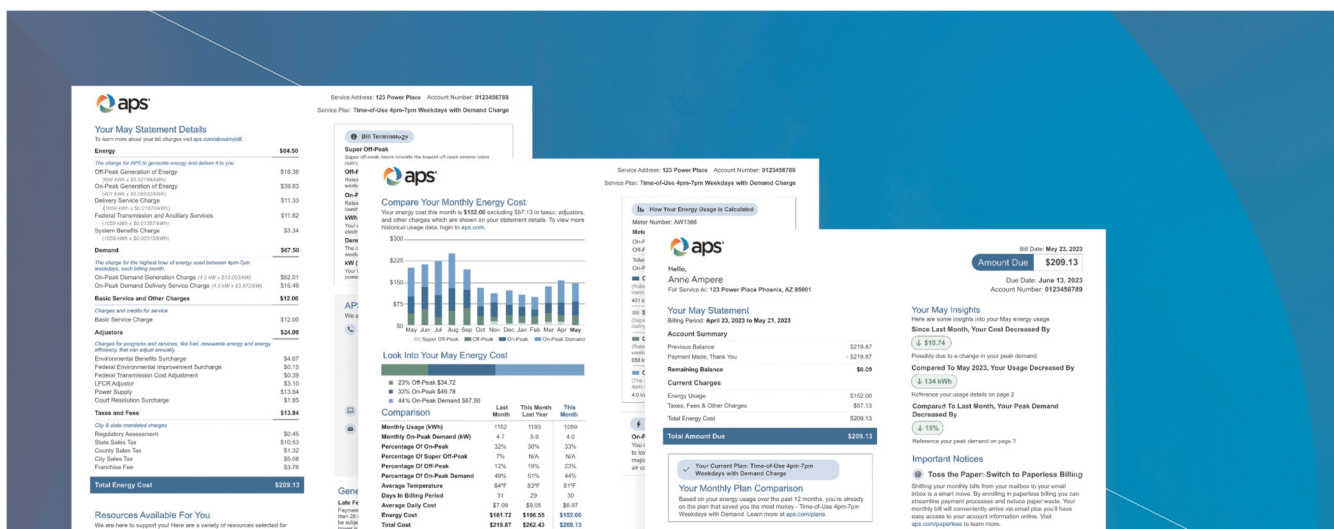
Average daily electricity use per month



Comparing your monthly use

	This month	Last month	This month last year
Billing days	32	29	30
Average outdoor temperature	80°	71°	79°
Your total use in kWh	795	643	75
Your average daily cost	\$5.83	\$4.86	\$0.88

Your Monthly Plan Comparison — You're already on the plan that saved you the most money — **Time-of-Use 4pm-7pm Weekdays**.



Your APS bill is getting a makeover

We asked customers like you how we could improve your energy bill. Thanks to so many great ideas, the bill you receive will soon look different.

Your new bill is:

Easy to read

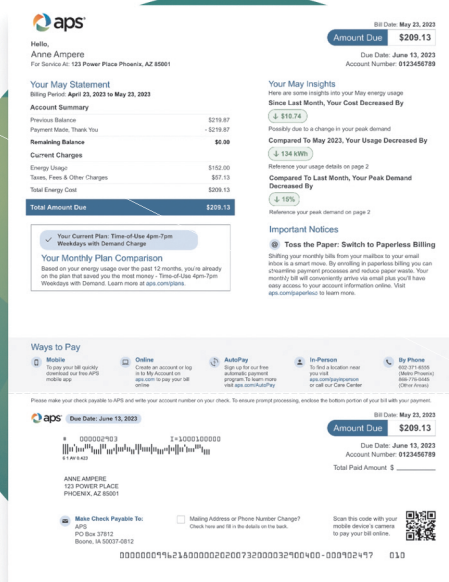
New colors and graphics make information easier to find.

Made for you

Personalized insights help you better manage your energy use.

Simple to understand

See a clear breakdown of costs related to your energy use.



Visit aps.com/newbill to learn more.

